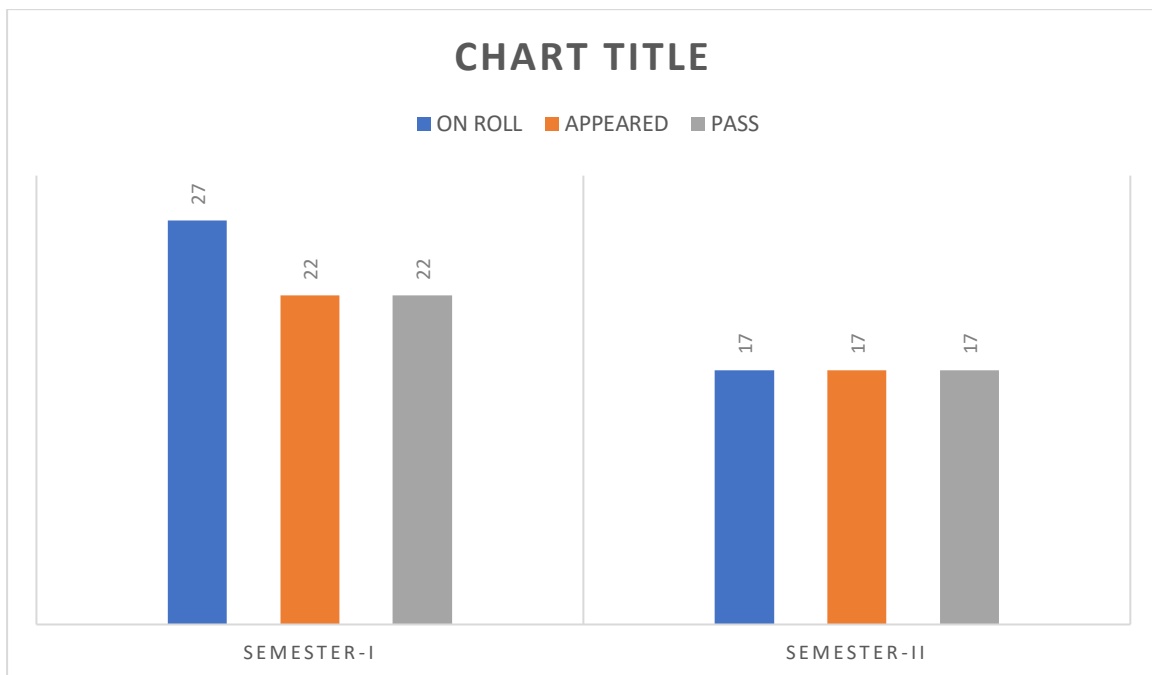


**TELANGANA TRIBAL WELFARE RESIDENTIAL DEGREE COLLEGE (B)
MANUGURU**

DEPARTMENT OF POLITICAL SCIENCE

RESULT ANALYSIS FOR THE AY - 2017 - 2018

| SEM | ON ROLL | APPEARED | ABSENT | PASS | FAILED | PASS % |
|-------------|---------|----------|--------|------|--------|--------|
| SEMESTER-I | 27 | 22 | 5 | 22 | 0 | 100 |
| SEMESTER-II | 17 | 17 | 0 | 17 | 0 | 100 |

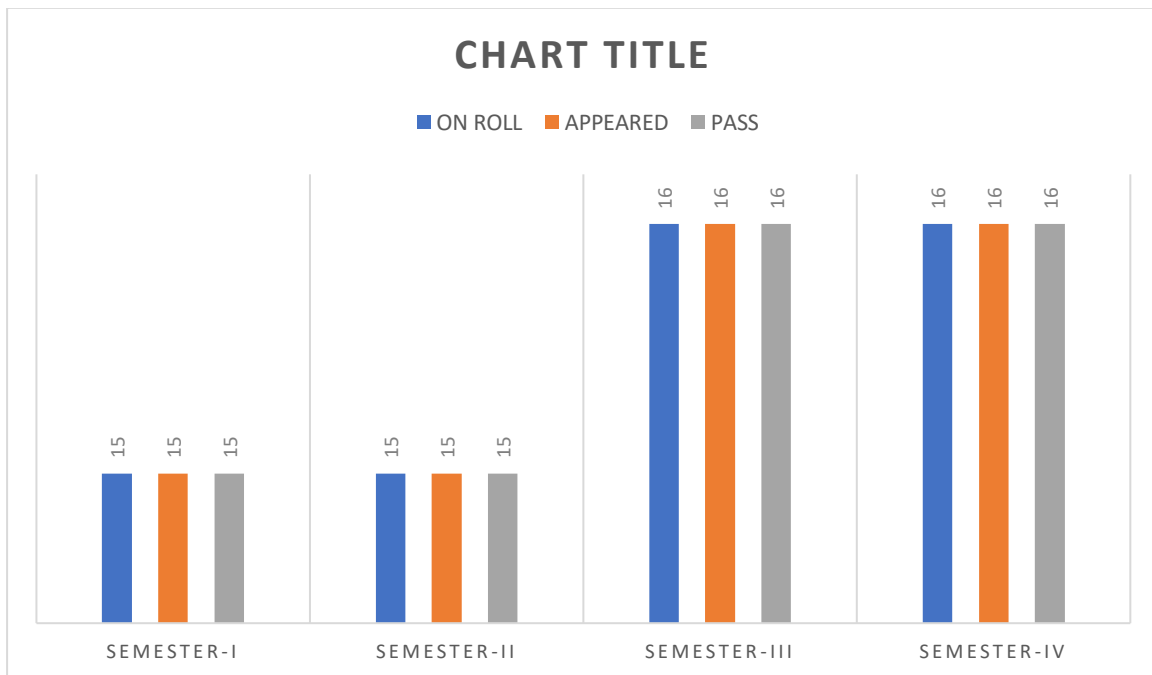


**TELANGANA TRIBAL WELFARE RESIDENTIAL DEGREE COLLEGE (B)
MANUGURU**

DEPARTMENT OF POLITICAL SCIENCE

RESULT ANALYSIS FOR THE AY - 2018 - 2019

| SEM | ON ROLL | APPEARED | ABSENT | PASS | FAILED | PASS % |
|--------------|---------|----------|--------|------|--------|--------|
| SEMESTER-I | 15 | 15 | 0 | 15 | 0 | 100 |
| SEMESTER-II | 15 | 15 | 0 | 15 | 0 | 100 |
| SEMESTER-III | 16 | 16 | 0 | 16 | 0 | 100 |
| SEMESTER-IV | 16 | 16 | 0 | 16 | 0 | 100 |

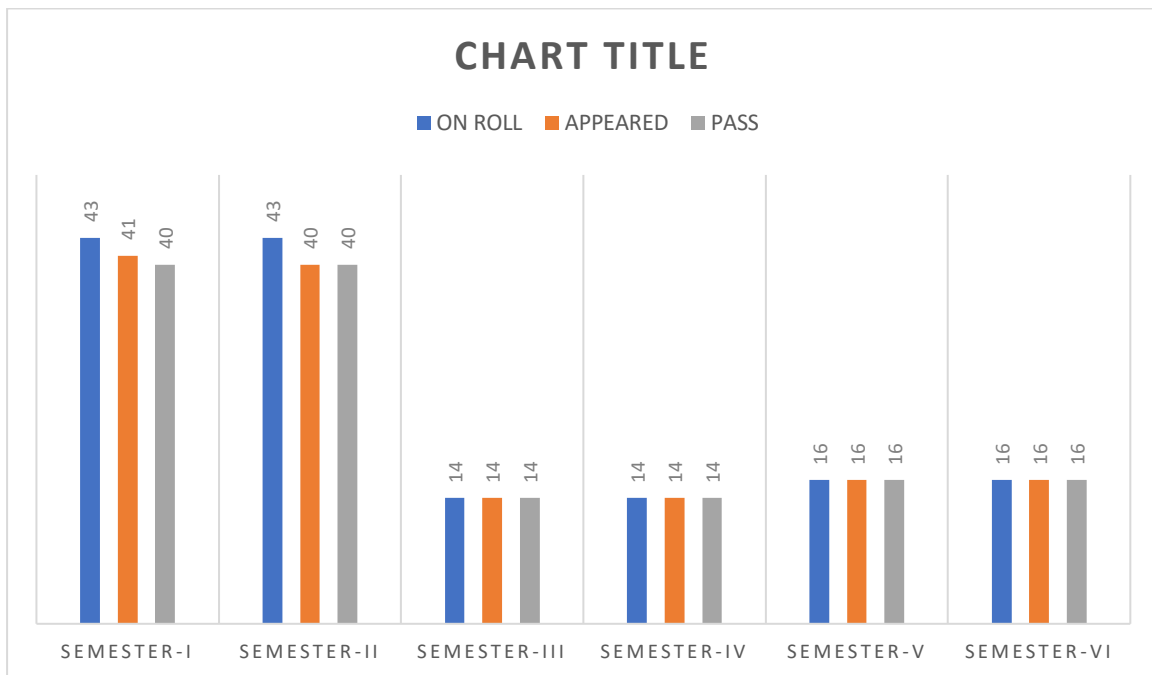


**TELANGANA TRIBAL WELFARE RESIDENTIAL DEGREE COLLEGE (B)
MANUGURU**

DEPARTMENT OF POLITICAL SCIENCE

RESULT ANALYSIS FOR THE AY - 2019 - 2020

| SEM | ON ROLL | APPEARED | ABSENT | PASS | FAILED | PASS % |
|--------------|---------|----------|--------|------|--------|--------|
| SEMESTER-I | 43 | 41 | 0 | 40 | 1 | 97 |
| SEMESTER-II | 43 | 40 | 1 | 40 | 0 | 100 |
| SEMESTER-III | 14 | 14 | 0 | 14 | 0 | 100 |
| SEMESTER-IV | 14 | 14 | 0 | 14 | 0 | 100 |
| SEMESTER-V | 16 | 16 | 0 | 16 | 0 | 100 |
| SEMESTER-VI | 16 | 16 | 0 | 16 | 0 | 100 |

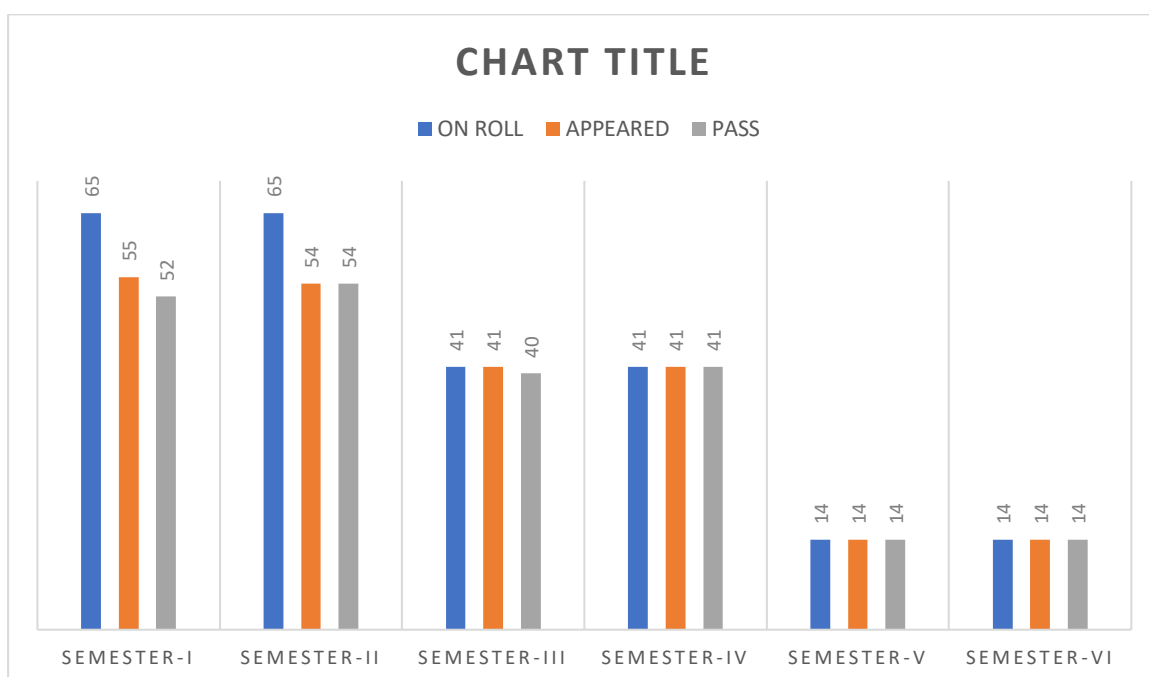


**TELANGANA TRIBAL WELFARE RESIDENTIAL DEGREE COLLEGE (B)
MANUGURU**

DEPARTMENT OF POLITICAL SCIENCE

RESULT ANALYSIS FOR THE AY - 2020 – 2021

| SEM | ON ROLL | APPEARED | ABSENT | PASS | FAILED | PASS % |
|--------------|---------|----------|--------|------|--------|--------|
| SEMESTER-I | 65 | 55 | 4 | 52 | 3 | 94 |
| SEMESTER-II | 65 | 54 | 5 | 54 | 0 | 100 |
| SEMESTER-III | 41 | 41 | 0 | 40 | 1 | 97 |
| SEMESTER-IV | 41 | 41 | 0 | 41 | 0 | 100 |
| SEMESTER-V | 14 | 14 | 0 | 14 | 0 | 100 |
| SEMESTER-VI | 14 | 14 | 0 | 14 | 0 | 100 |

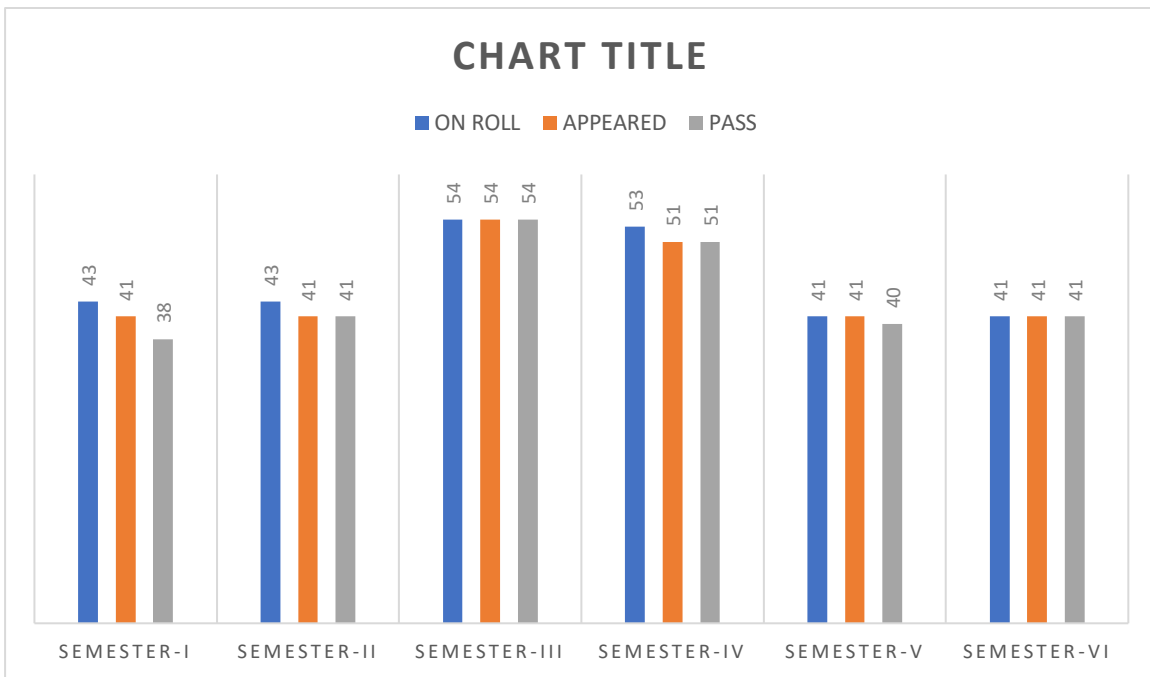


**TELANGANA TRIBAL WELFARE RESIDENTIAL DEGREE COLLEGE (B)
MANUGURU**

DEPARTMENT OF POLITICAL SCIENCE

RESULT ANALYSIS FOR THE AY - 2021 - 2022

| SEM | ON ROLL | APPEARED | ABSENT | PASS | FAILED | PASS % |
|--------------|---------|----------|--------|------|--------|--------|
| SEMESTER-I | 43 | 41 | 0 | 38 | 3 | 92 |
| SEMESTER-II | 43 | 41 | 0 | 41 | 0 | 100 |
| SEMESTER-III | 54 | 54 | 0 | 54 | 0 | 100 |
| SEMESTER-IV | 53 | 51 | 2 | 51 | 0 | 100 |
| SEMESTER-V | 41 | 41 | 0 | 40 | 0 | 97 |
| SEMESTER-VI | 41 | 41 | 1 | 41 | 0 | 100 |



| TELANGANA TRIBAL WELFARE RESIDENTIAL DEGREE COLLEGE (B) MANUGURU | | | | | | |
|---|---------|----------|--------|------|--------|--------|
| DEPARTMENT OF POLITICAL SCIENCE | | | | | | |
| RESULT ANALYSIS FOR THE AY - 2022 - 2023 | | | | | | |
| SEM | ON ROLL | APPEARED | ABSENT | PASS | FAILED | PASS % |
| SEMESTER-I | 49 | 46 | 3 | 43 | 3 | 93 |
| SEMESTER-II | 49 | 49 | 3 | 44 | 2 | 89 |
| SEMESTER-III | 37 | 37 | 0 | 35 | 2 | 94 |
| SEMESTER-IV | 38 | 37 | 1 | 37 | 0 | 100 |
| SEMESTER-V | 53 | 52 | 0 | 51 | 1 | 98 |
| SEMESTER-VI | 53 | 52 | 0 | 51 | 1 | 98 |

